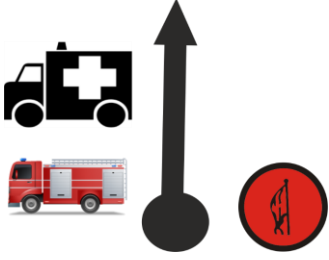
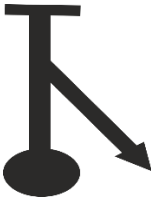
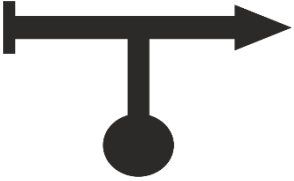
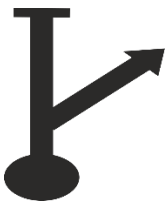
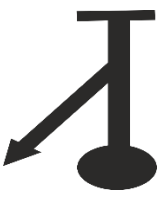



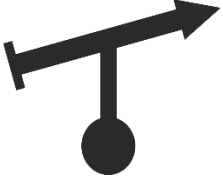
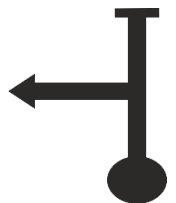
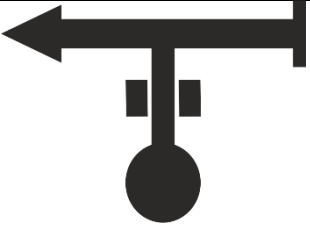

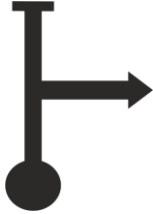

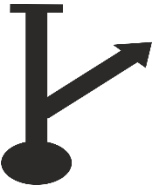
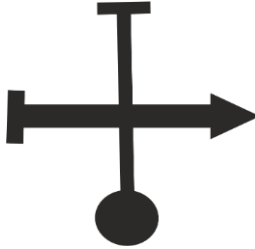
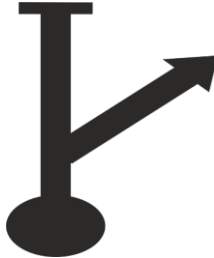

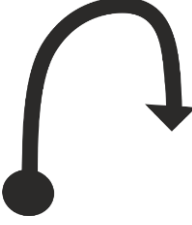

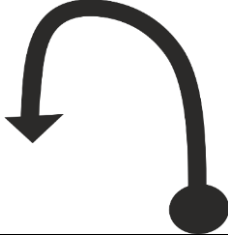
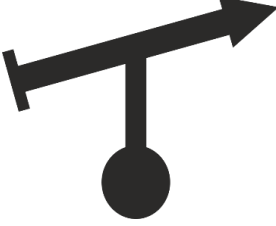

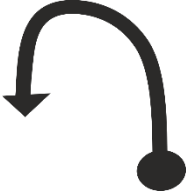



ÖE Lefkoşa		Distance / Mesafe		Leg/Ayak	Page/Saya
SERVİS GİRİŞ		7.00		Section/Bölüm	1
Special Stage / Özel Etap <i>Lefkoşa</i>		Average Speed / Ortalama Hız		Time Allowed / İdeal Süre	
				55dk.	
Distance / Mesafe		No:	Direction / Yön	Information / Açıklama	Distance to go / Kalan Mesafe
Total / Toplam	Partial / Ara	Box/ Kutu			
1	0	0			7
2	0,58	0,58		Sette Çıkış	6,42
3	0,97	0,39			6,03
4	1,17	0,2			5,83
5	1,66	0,49			5,34

ÖE Lefkoşa		Distance / Mesafe		Leg/Ayak	Page/Saya
SERVİS GİRİŞ		7.00		Section/Bölüm	2
Special Stage / Özel Etap <i>Lefkoşa</i>		Average Speed / Ortalama Hız		Time Allowed / İdeal Süre	
				55dk.	
Distance / Mesafe		No:	Direction / Yön	Information / Açıklama	Distance to go / Kalan Mesafe
Total / Toplam	Partial / Ara	Box/ Kutu			
6	1,88	0,22		Sol da Dikkat Elektrik Direği	5,12
7	2,13	0,25			4,87
8	2,43	0,3			4,57
9	2,64	0,21			4,36
10	2,91	0,27			4,09

ÖE Lefkoşa		Distance / Mesafe		Leg/Ayak	Page/Saya
SERVİS GİRİŞ		7.00		Section/Bölüm	3
Special Stage / Özel Etap Lefkoşa		Average Speed / Ortalama Hız		Time Allowed / İdeal Süre	
				55dk.	
Distance / Mesafe		No:	Direction / Yön	Information / Açıklama	Distance to go / Kalan Mesafe
Total / Toplam	Partial / Ara	Box/ Kutu			
11	3,4	0,49		Köprü Çıkışı	3,6
12	3,44	0,04			3,56
13	4	0,56			3
14	4,3	0,3			2,7
15	4,8	0,5			2,2

ÖE Lefkoşa		Distance / Mesafe	Leg/Ayak	Page/Saya	
SERVIS GİRİŞ		7.00	Section/Bölüm	4	
Special Stage / Özel Etap Lefkoşa		Average Speed / Ortalama Hız	Time Allowed / İdeal Süre		
			55dk.		
Distance / Mesafe		No:	Direction / Yön	Information / Açıklama	Distance to go / Kalan Mesafe
Total / Toplam	Partial / Ara	Box/ Kutu			Total / Toplam
16	5,7	0,9			1,3
17	6,42	0,72		Çakıldan Toprağa iniş	0,58
18	6,46	0,04		JUMP	0,54
19	6,66	0,2			0,34
20	6,7	0,04			0,3

ÖE Lefkoşa		Distance / Mesafe		Leg/Ayak	Page/Saya
SERVİS GİRİŞ		7.00		Section/Bölüm	5
Special Stage / Özel Etap Lefkoşa		Average Speed / Ortalama Hız		Time Allowed / İdeal Süre	
Distance / Mesafe		No:	Direction / Yön	Information / Açıklama	Distance to go / Kalan Mesafe
Total / Toplam	Partial / Ara	Box/ Kutu			Total / Toplam
21	6,77	0,07			0,23
22	6,84	0,07			0,16
23	6,87	0,03			0,13
24	6,96	0,09			0,04
25	7	0,04			0